

# ORDERING GUIDE – MANTELS

Pre-cast mantel surrounds for fireplaces.

Suitable for non-combustible interior and covered exterior applications.

---

## Specifications

- 1" (25 mm) material thickness
- High-performance fiber-reinforce concrete

## Textures/Colours

- Smooth – a polished matte finish
- Distressed – a weathered matte finish

## Weight

- At a consistent 1" material thickness, our mantels weigh approximately 5.24 Kg/Sq.Ft. (11.53 Lbs/Sq.Ft.)

## Pricing

- Approximate price for mantels are typically between \$4000.00 - \$8000.00\*
- \* Pricing will vary based on size, profile and complexity.
- Projects will be accepted on the basis of a formal quotation.

## Profile Options


- All profiles are semi-customizable based on your unit and desired mantel size.
- Custom profile designs may be considered within limitations.

# ORDERING GUIDE – MANTELS



## Profile Options

- **Bevel Mantel**

Leg/header width, banding and the depth is customizable.



Top View




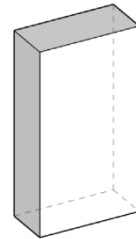
Front View

- **Squared Mantel**

Leg/header width and depth are customizable. Integral seams may be required if the total mantel height is >58" in Smooth or >46" in Distressed.



Top View




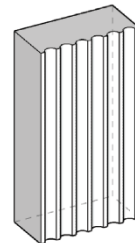
Front View

- **Fluted Mantel**

Leg/header width and depth are customizable.  
Only available in a Smooth texture.



Top View



Front View

## The Process

01  
Quote

All mantels are made-to-order and hand-cast to your specific requirements.

The following information is required to provide a formal quote:

- Fireplace insert specifications and/or fireplace opening dimensions
- Desired profile/design from *Profile Options*, reference page 2.
- Shipping address

Please email [info@anthonyconcretedesign.com](mailto:info@anthonyconcretedesign.com)

02  
Accept

Accepting your formal quotation will serve as confirmation to move forward with processing your order and sending you concrete samples of colours and textures.

03  
Finalize

Once payment is received, colour and texture are chosen, and the mantel profile/design has been confirmed, we will provide you with design drawings for you to review and approve prior to moving your project into fabrication.

04  
Fabrication

Typical fabrication lead times vary, and your formal quotation will outline the current lead time for your order. Lead times vary and are determined by the projects in the production queue at the time of ordering.

05  
Crating / Shipping

All mantels will be shipped in a large, made-to-fit wooden crates.

06  
Receive Shipment

Residential orders are delivered curbside by appointment.

Any shipment over 84”L may require a forklift on site to remove it from the shipping truck. The client is responsible for confirming and/or arranging the carrier's receipt of goods and for the cost of the forklift or other materials required for delivery.

07  
Install

We recommend hiring a local stone installer or contractor who is comfortable and experienced working with stone and/or concrete materials.

08  
Enjoy

Enjoy your new concrete mantel and embrace its natural properties.