

Product Brief

Raw Concrete

Pre-cast concrete panels with a natural texture applied to walls, fireplaces and more. Suitable for noncombustible interior and exterior applications.

Standard Sizes

Available in 5/8" (16mm) thickness in the following dimensions:

- 6" x 60" (152.4mm x 1524mm)
- 8" x 84" (203.2mm x 2133.4mm)
- 30" x 30" (762mm x 762mm)
- 24" x 36" (609.6mm x 914.4mm)
- 30" x 48" (762mm x 1219.2mm)
- 24" x 72" (609.6mm x 1828.8mm)

Made to order. Custom sizes available

Weight

- 6" x 60" Panel: 8.2kg (18.04 lbs)
- 8" x 84" Panel: 15.3kg (33.67 lbs)
- 30" x 30" Panel: 20.5kg (45.10 lbs)
- 24" x 36" Panel: 19.68kg (43.30 lbs)
- 30" x 48" Panel: 32.8kg (72.16 lbs)
- 24" x 72" Panel: 39.36kg (86.60 lbs)

Joint Options

Best suited to be installed with butt joints or mitered joints.

Prepared Substrate

Substrate should be smooth, plumb, level and stable prior to install.

Adhesive

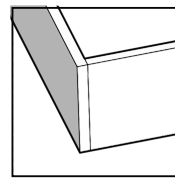
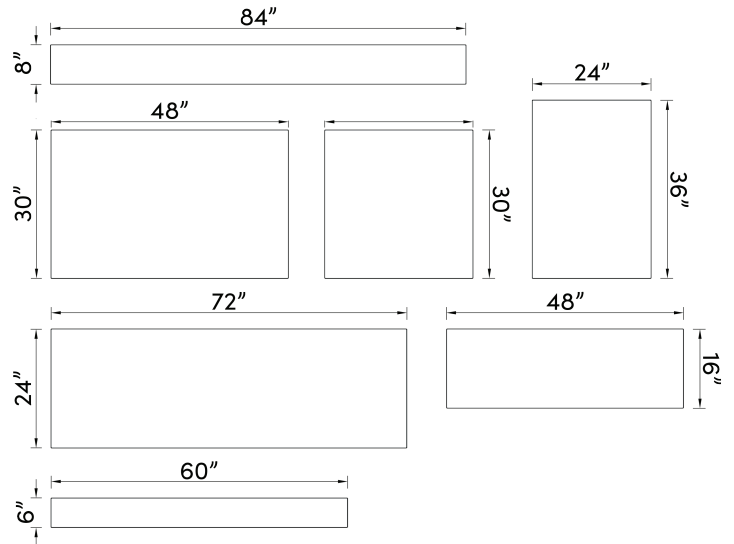
We recommend an instant grab MS Polymer adhesive such as *Xcel IGA* for both interior and exterior use.

Caulking

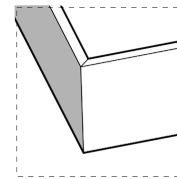
Colour matched and sanded. We recommend using *MAPEI Keracaulk* or *TEC Accucolour*.

Sealer

Panels are porous and sensitive and must be sealed prior to or after installation. We recommend using *STAIN-PROOF 40SK* for long-lasting protection.



Butt Joint



Miter Joint

